

Salary Guide

Feb 2016

ACT

M&T Resources

| THE POWER OF PEOPLE

Data based on placements made nationally within the preceding three months. The rates shown are daily rates excluding superannuation and statutory oncosts, and the range provided addresses variances in industries and levels of experience. There may be occasions where rates may fall outside the ranges provided, however for the purposes of this survey these examples have been left out of scope as they are not indicative of true market conditions.

POSITION TITLES	PERMANENT SALARY (PER ANNUM)			CONTRACTING RATES (PER HOUR)		
Program Director	\$220,000	→	\$370,000	\$145	→	\$210
Program Manager	\$130,000	→	\$220,000	\$110	→	\$160
Architect – Solution & Infrastructure	\$110,000	→	\$160,000	\$90	→	\$140
Architects – Enterprise	\$120,000	→	\$210,000	\$110	→	\$180
Test Lead / Manager	\$85,000	→	\$160,000	\$75	→	\$130
Change Manager	\$85,000	→	\$170,000	\$90	→	\$160
Project Manager	\$90,000	→	\$160,000	\$90	→	\$140
Senior Project Manager	\$100,000	→	\$180,000	\$100	→	\$160
Systems Administrator	\$75,000	→	\$110,000	\$60	→	\$110
Security Specialist	\$75,000	→	\$150,000	\$65	→	\$160
UX Architect	\$120,000	→	\$180,000	\$90	→	\$160
UX Designer	\$90,000	→	\$140,000	\$65	→	\$130
Business Analyst	\$85,000	→	\$140,000	\$60	→	\$125
Analyst Programmer / Developer	\$80,000	→	\$140,000	\$60	→	\$110
Database Administrator	\$80,000	→	\$140,000	\$60	→	\$110
Database Developer	\$80,000	→	\$140,000	\$60	→	\$110
Data Analyst	\$80,000	→	\$120,000	\$65	→	\$100
Senior Data Analyst	\$95,000	→	\$140,000	\$75	→	\$130
Technical Writer / Trainer	\$70,000	→	\$110,000	\$60	→	\$110
Web Developer	\$60,000	→	\$110,000	\$60	→	\$100
Tester	\$60,000	→	\$100,000	\$45	→	\$90
Network Engineer	\$70,000	→	\$120,000	\$50	→	\$120
Desktop / Application Support	\$50,000	→	\$90,000	\$25	→	\$80
Project Administrator / Coordinator	\$50,000	→	\$110,000	\$55	→	\$95

Salary Guide

Feb 2016

NSW

Data based on placements made nationally within the preceding three months. The rates shown are daily rates excluding superannuation and statutory oncosts, and the range provided addresses variances in industries and levels of experience. There may be occasions where rates may fall outside the ranges provided, however for the purposes of this survey these examples have been left out of scope as they are not indicative of true market conditions.

M&T Resources

| THE POWER OF PEOPLE

POSITION TITLES	PERMANENT SALARY (PER ANNUM)		CONTRACTING RATES (PER DAY)	
CIO / IT Director	\$200,000	→ \$500,000	\$1,800	→ \$2,700
Program Manager	\$180,000	→ \$240,000	\$1,100	→ \$1,800
Architect – Solution & Infrastructure	\$175,000	→ \$200,000	\$800	→ \$1,200
Architects – Enterprise	\$200,000	→ \$260,000	\$1,200	→ \$1800
Test Lead / Manager	\$110,000	→ \$180,000	\$650	→ \$1,100
Change Manager	\$160,000	→ \$200,000	\$800	→ \$1,200
Project Manager	\$150,000	→ \$180,000	\$800	→ \$1,200
Iteration Manager	\$90,000	→ \$180,000	\$750	→ \$1,000
Systems Administrator	\$80,000	→ \$120,000	\$500	→ \$750
Security Specialist	\$70,000	→ \$160,000	\$700	→ \$1000
UX Architect	\$120,000	→ \$170,000	\$850	→ \$1,300
UX Designer	\$90,000	→ \$130,000	\$750	→ \$1,000
Business Analyst	\$80,000	→ \$140,000	\$550	→ \$850
Analyst Programmer / Developer	\$70,000	→ \$140,000	\$500	→ \$850
Database Administrator	\$80,000	→ \$140,000	\$500	→ \$700
Database Developer	\$70,000	→ \$130,000	\$650	→ \$1,000
Data Analyst	\$80,000	→ \$110,000	\$600	→ \$900
Senior Data Analyst	\$110,000	→ \$150,000	\$850	→ \$1,100
Technical Writer / Process Writer	\$80,000	→ \$140,000	\$600	→ \$800
Web Developer	\$95,000	→ \$120,000	\$550	→ \$800
Tester	\$70,000	→ \$120,000	\$400	→ \$700
Network Engineer	\$80,000	→ \$130,000	\$400	→ \$700
Desktop / Application Support	\$70,000	→ \$90,000	\$300	→ \$450
Program Coordinator	\$110,000	→ \$160,000	\$650	→ \$800
Project Scheduler / Planner	\$140,000	→ \$180,000	\$800	→ \$1000
Project Administrator / Coordinator	\$60,000	→ \$90,000	\$400	→ \$700
Helpdesk Level 1 & 2	\$55,000	→ \$85,000	\$350	→ \$450

Salary Guide

Feb 2016

QLD

Data based on placements made nationally within the preceding three months. The rates shown are daily rates excluding superannuation and statutory oncosts, and the range provided addresses variances in industries and levels of experience. There may be occasions where rates may fall outside the ranges provided, however for the purposes of this survey these examples have been left out of scope as they are not indicative of true market conditions.

M&T Resources

THE POWER OF PEOPLE

POSITION TITLES	PERMANENT SALARY (PER ANNUM)		CONTRACTING RATES (PER DAY)	
CIO / IT Director	\$190,000	→ \$350,000	\$1,500	→ \$2,500
Program Manager	\$160,000	→ \$220,000	\$900	→ \$1,300
Architect – Solution & Infrastructure	\$130,000	→ \$160,000	\$800	→ \$1,100
Architects – Enterprise	\$140,000	→ \$180,000	\$900	→ \$1,200
Test Lead / Manager	\$100,000	→ \$130,000	\$700	→ \$1,000
Change Manager	\$100,000	→ \$160,000	\$800	→ \$1,100
Project Manager	\$100,000	→ \$150,000	\$720	→ \$1,000
Iteration Manager	\$80,000	→ \$140,000	\$600	→ \$900
Systems Administrator	\$75,000	→ \$100,000	\$450	→ \$700
Security Specialist	\$75,000	→ \$150,000	\$500	→ \$1,000
UX Architect	\$120,000	→ \$160,000	\$700	→ \$1,000
UX Designer	\$90,000	→ \$120,000	\$600	→ \$800
Business Analyst	\$90,000	→ \$125,000	\$550	→ \$750
Analyst Programmer / Developer	\$80,000	→ \$110,000	\$500	→ \$750
Database Administrator	\$80,000	→ \$130,000	\$500	→ \$750
Database Developer	\$80,000	→ \$130,000	\$500	→ \$900
Data Analyst	\$80,000	→ \$110,000	\$500	→ \$700
Senior Data Analyst	\$95,000	→ \$125,000	\$600	→ \$800
Technical Writer / Process Writer	\$80,000	→ \$110,000	\$500	→ \$700
Web Developer	\$50,000	→ \$100,000	\$350	→ \$750
Tester	\$65,000	→ \$100,000	\$450	→ \$650
Network Engineer	\$80,000	→ \$120,000	\$400	→ \$800
Desktop / Application Support	\$50,000	→ \$80,000	\$250	→ \$350
Project Administrator / Coordinator	\$50,000	→ \$80,000	\$300	→ \$550
Helpdesk Level 1 & 2	\$45,000	→ \$75,000	\$350	→ \$450

Salary Guide

Feb 2016

VIC


M&T Resources

THE POWER OF PEOPLE

Data based on placements made nationally within the preceding three months. The rates shown are daily rates excluding superannuation and statutory oncosts, and the range provided addresses variances in industries and levels of experience. There may be occasions where rates may fall outside the ranges provided, however for the purposes of this survey these examples have been left out of scope as they are not indicative of true market conditions.

POSITION TITLES	PERMANENT SALARY (PER ANNUM)	CONTRACTING RATES (PER DAY)
CIO / IT Director	\$270,000 → \$400,000	\$1,800 → \$2,500
Program Manager	\$180,000 → \$240,000	\$1,100 → \$1,800
Architect – Solution & Infrastructure	\$140,000 → \$180,000	\$900 → \$1,200
Architects – Enterprise	\$200,000 → \$250,000	\$1,200 → \$2,000
Test Lead / Manager	\$100,000 → \$145,000	\$650 → \$950
Change Manager	\$130,000 → \$170,000	\$900 → \$1,200
Project Manager	\$130,000 → \$170,000	\$800 → \$1,200
Iteration Manager	\$100,000 → \$160,000	\$800 → \$1,100
Systems Administrator	\$85,000 → \$125,000	\$500 → \$750
Security Specialist	\$110,000 → \$180,000	\$700 → \$1000
UX Architect	\$110,000 → \$170,000	\$850 → \$1,300
UX Designer	\$90,000 → \$110,000	\$600 → \$800
Business Analyst	\$80,000 → \$140,000	\$650 → \$900
Analyst Programmer / Developer	\$70,000 → \$140,000	\$500 → \$850
Database Administrator	\$80,000 → \$100,000	\$500 → \$800
Database Developer	\$80,000 → \$140,000	\$700 → \$800
Data Analyst	\$80,000 → \$140,000	\$600 → \$700
Senior Data Analyst	\$110,000 → \$160,000	\$650 → \$750
Technical Writer / Process Writer	\$80,000 → \$140,000	\$600 → \$800
Web Developer	\$70,000 → \$120,000	\$440 → \$600
Tester	\$70,000 → \$120,000	\$400 → \$700
Network Engineer	\$80,000 → \$130,000	\$400 → \$700
Desktop / Application Support	\$70,000 → \$90,000	\$350 → \$500
Project Administrator / Coordinator	\$70,000 → \$90,000	\$400 → \$700
Helpdesk Level 1 & 2	\$45,000 → \$75,000	\$350 → \$450




 M&T Resources' offices.

 SMS Management & Technology offices in Adelaide, Perth, Hong Kong, Singapore and Vietnam.


ACT

Ground Floor
8 Brindabella Circuit
Canberra Airport ACT 2609

 02 6279 7170

VIC

Level 41
140 William Street
Melbourne VIC 3000

 03 9674 3388


NSW

Level 26
20 Bond Street
Sydney NSW 2000

 02 9259 8877

QLD

Level 18
175 Eagle Street
Brisbane QLD 4000

 07 3215 7222



Search "M&T Resources"



facebook.com/MTResources



[@MT_Resources](https://twitter.com/MT_Resources)



www.mtr.com.au

M&T Resources
| THE POWER OF PEOPLE